



1/4" System

13/16" System

Fiberglass System

Special Metals

PrimeAngle

Metal Grating

Roofwalk

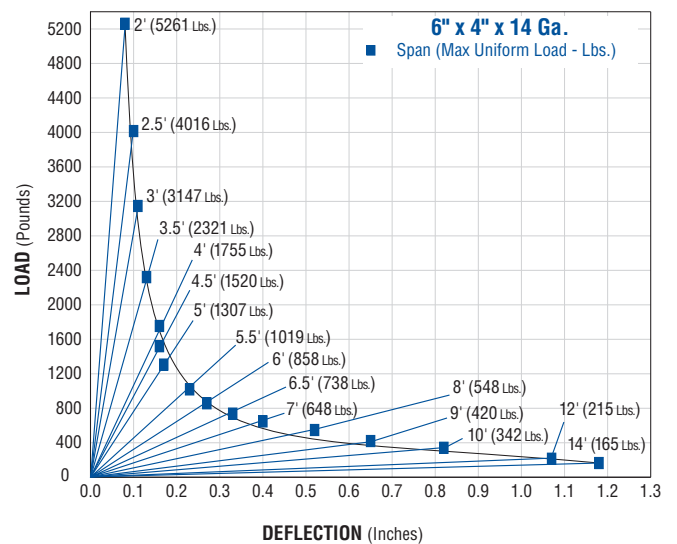
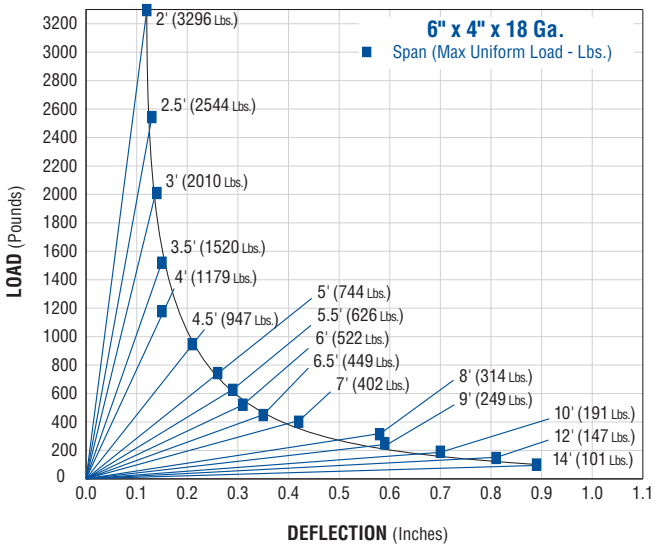
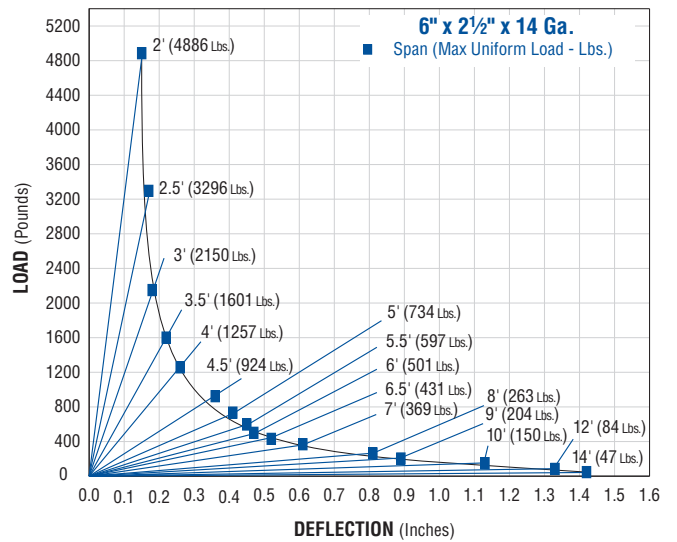
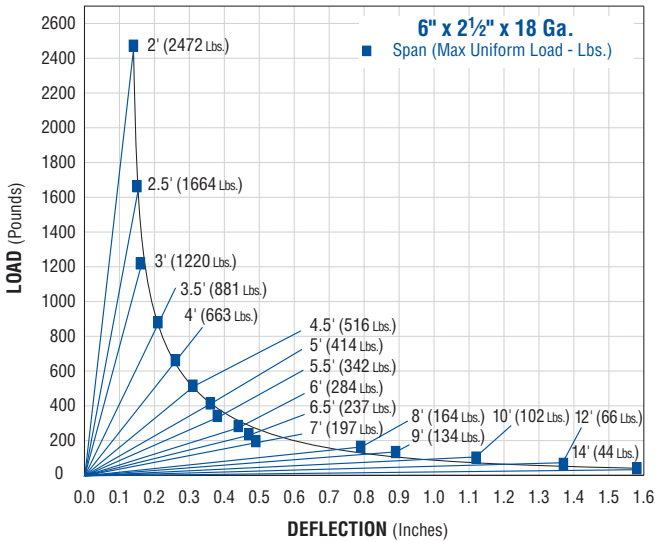
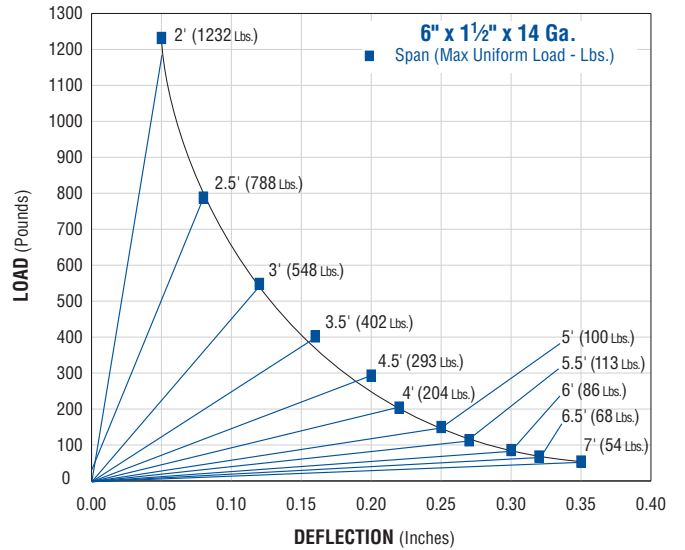
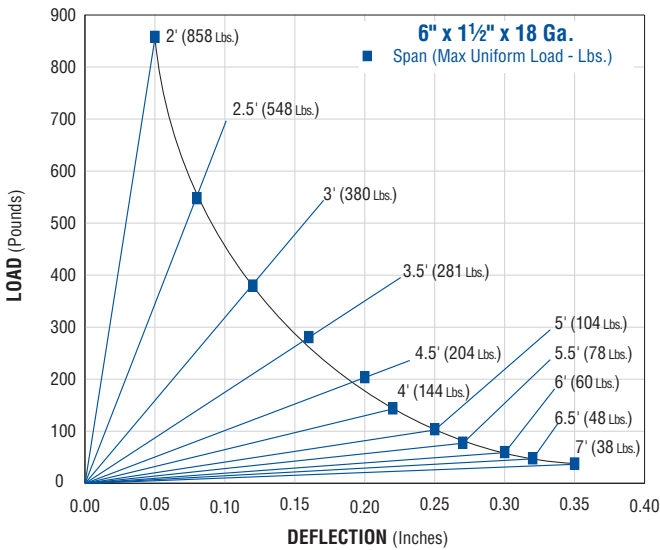
Index

Leg Height	Codes	Distance Between Supports (Feet)															
		2	2.5	3	3.5	4	4.5	5	5.5	6	6.5	7	8	9	10	12	14
1 1/2"	UL	1,232	788	548	402	293	204	150	113	86	68	54	-	-	-	-	-
	UD	0.05	0.08	0.12	0.16	0.20	0.22	0.25	0.27	0.30	0.32	0.35	-	-	-	-	-
	CL	616	493	411	352	308	274	234	193	162	138	119	-	-	-	-	-
	CD	0.04	0.06	0.10	0.13	0.17	0.21	0.25	0.27	0.30	0.32	0.35	-	-	-	-	-
2 1/2"	UL	4,886	3,296	2,150	1,601	1,257	924	734	597	501	431	369	263	204	150	84	47
	UD	0.15	0.17	0.18	0.22	0.26	0.36	0.41	0.45	0.47	0.52	0.61	0.81	0.89	1.13	1.33	1.42
	CL	2,443	2,060	1,612	1,400	1,257	1,040	917	820	752	700	647	525	460	374	250	165
	CD	0.17	0.17	0.17	0.20	0.22	0.25	0.29	0.34	0.40	0.46	0.55	0.66	0.79	0.90	1.07	1.18
4"	UL	5,261	4,016	3,147	2,321	1,755	1,520	1,307	1,019	858	738	648	548	420	342	215	165
	UD	0.08	0.10	0.11	0.13	0.16	0.16	0.17	0.23	0.27	0.33	0.40	0.52	0.65	0.82	1.07	1.18
	CL	2,630	2,510	2,360	2,080	1,755	1,710	1,633	1,400	1,288	1,200	1,134	1,094	980	854	643	577
	CD	0.13	0.14	0.15	0.17	0.18	0.19	0.20	0.23	0.26	0.30	0.33	0.45	0.57	0.69	0.91	1.26

Leg Height	Codes	Distance Between Supports (Feet)															
		2	2.5	3	3.5	4	4.5	5	5.5	6	6.5	7	8	9	10	12	14
1 1/2"	UL	858	548	380	281	204	144	104	78	60	48	38	-	-	-	-	-
	UD	0.05	0.08	0.12	0.16	0.20	0.22	0.25	0.27	0.30	0.32	0.35	-	-	-	-	-
	CL	429	343	286	245	214	190	163	135	113	96	83	-	-	-	-	-
	CD	0.04	0.06	0.10	0.13	0.17	0.21	0.25	0.27	0.30	0.32	0.35	-	-	-	-	-
2 1/2"	UL	2,472	1,664	1,220	881	663	516	414	342	284	237	197	164	134	102	66	41
	UD	0.14	0.15	0.16	0.21	0.26	0.31	0.36	0.38	0.44	0.47	0.49	0.79	0.89	1.12	1.37	1.58
	CL	1,236	1,040	915	770	663	580	518	470	426	385	344	327	300	255	200	140
	CD	0.12	0.14	0.16	0.18	0.21	0.24	0.28	0.29	0.30	0.37	0.46	0.61	0.74	0.91	1.20	1.50
4"	UL	3,296	2,544	2,010	1,520	1,179	947	744	626	522	449	402	314	249	191	147	101
	UD	0.12	0.13	0.14	0.15	0.15	0.21	0.26	0.29	0.31	0.35	0.42	0.58	0.59	0.70	0.81	0.89
	CL	1,648	1,590	1,507	1,330	1,179	1,065	930	860	783	730	704	628	560	477	440	350
	CD	0.11	0.12	0.13	0.14	0.14	0.17	0.18	0.22	0.26	0.28	0.32	0.39	0.48	0.51	0.88	1.07

Leg Height	Codes	Distance Between Supports (Feet)															
		2	2.5	3	3.5	4	4.5	5	5.5	6	6.5	7	7.5	8	9	10	
2 1/2"	UL	2,676	1,590	1,065	840	706	600	517	412	313	277	255	210	177	-	-	
	UD	0.20	0.30	0.35	0.40	0.47	0.55	0.63	0.78	1.01	1.09	1.20	1.4	1.66	-	-	
	CL	1,338	925	825	755	706	630	575	515	469	435	410	385	355	-	-	
	CD	0.16	0.20	0.25	0.31	0.36	0.45	0.54	0.67	0.81	0.90	0.99	1.12	1.27	-	-	

Code Key: UL = Uniform Load (pounds per square foot)
 UD = Deflection under uniform load (Inches)
 CL = Concentrated Load (pounds)
 CD = Deflection under concentrated load (Inches)





1 1/4" System

1 3/16" System

Fiberglass System

Special Metals

PrimeAngle

Metal Grating

Roofwalk

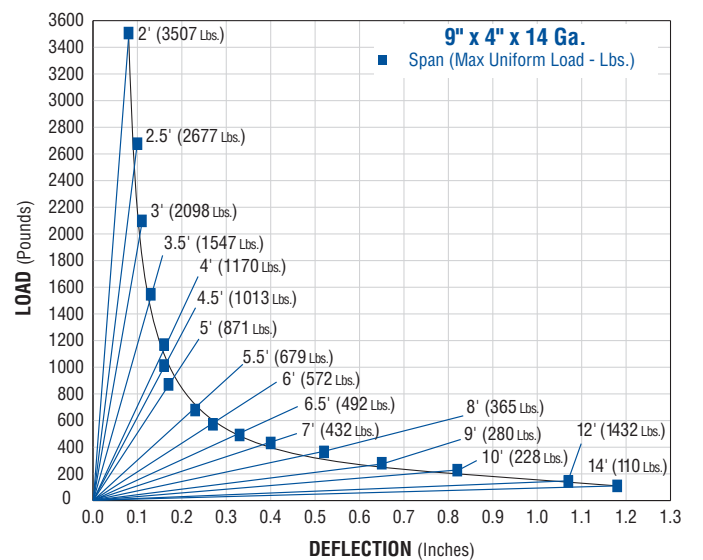
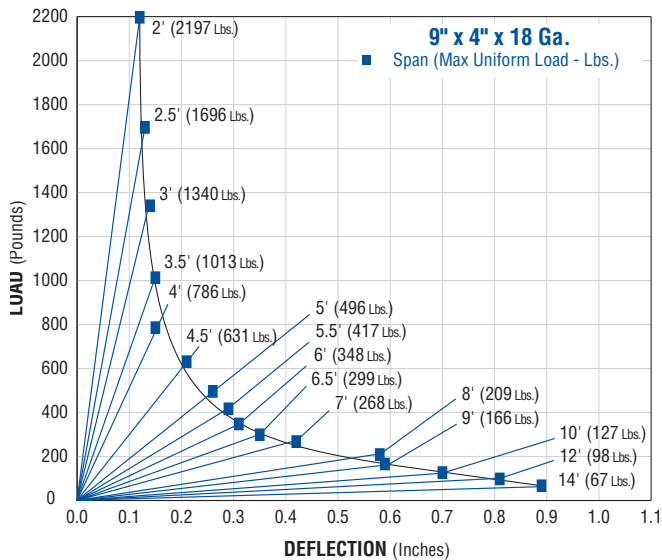
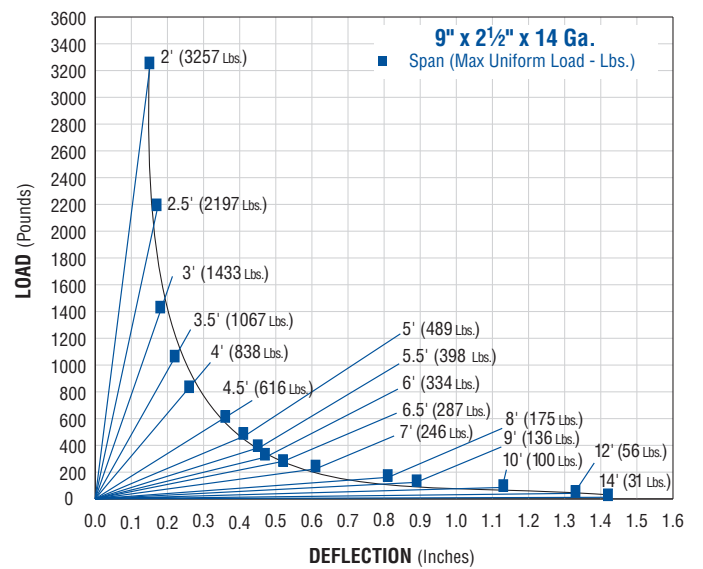
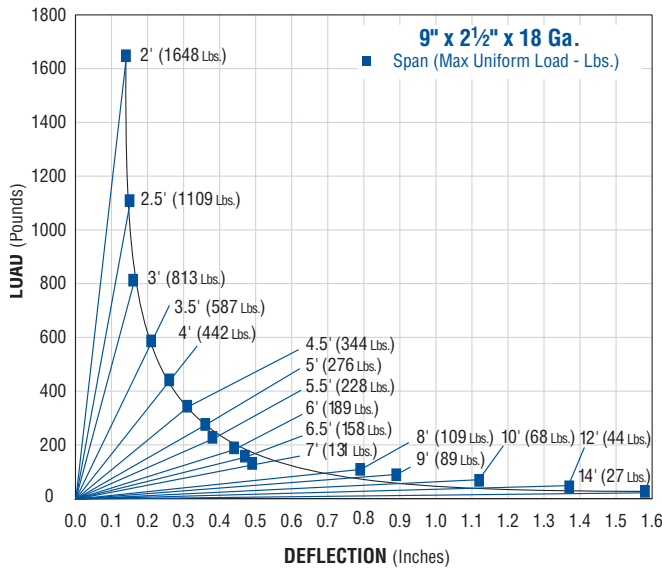
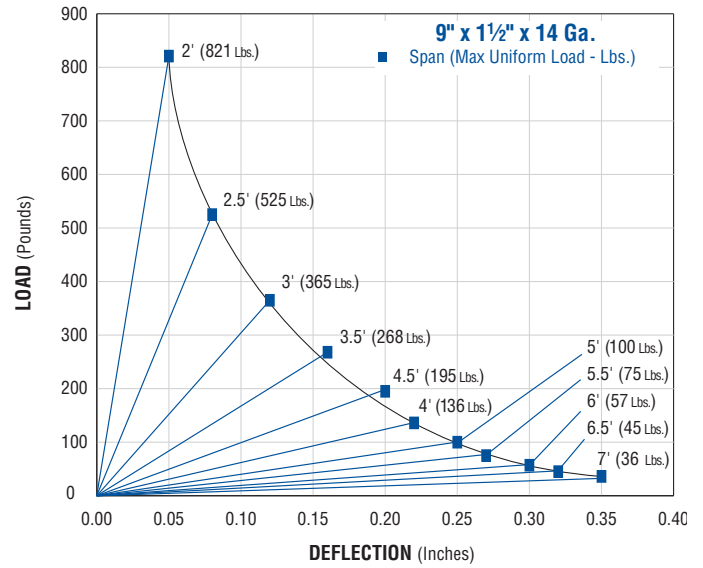
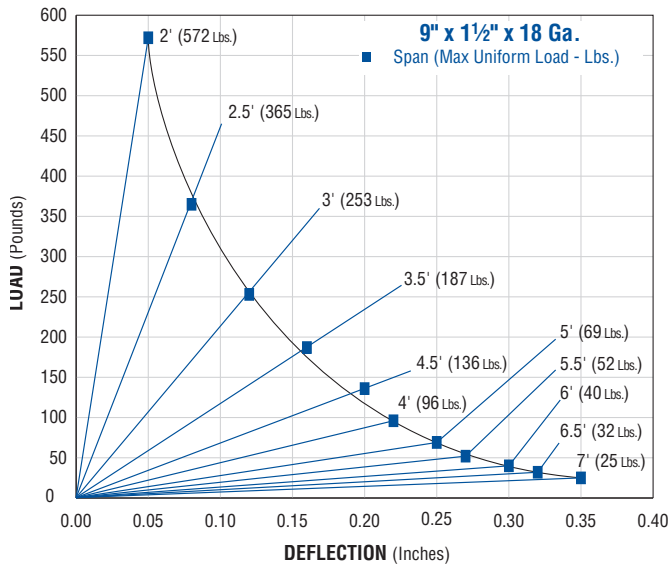
Index

Leg Height	Codes	Distance Between Supports (Feet)																
		2	2.5	3	3.5	4	4.5	5	5.5	6	6.5	7	8	9	10	12	14	
1 1/2"	UL	821	525	365	268	195	136	100	75	57	45	36	-	-	-	-	-	
	UD	0.05	0.08	0.12	0.16	0.20	0.22	0.25	0.27	0.30	0.32	0.35	-	-	-	-	-	
	CL	616	493	411	352	308	274	234	193	162	138	119	-	-	-	-	-	
	CD	0.04	0.06	0.10	0.13	0.17	0.21	0.25	0.27	0.30	0.32	0.35	-	-	-	-	-	
2 1/2"	UL	3,257	2,197	1,433	1,067	838	616	489	398	334	287	246	175	136	100	56	31	
	UD	0.15	0.17	0.18	0.22	0.26	0.36	0.41	0.45	0.47	0.52	0.61	0.81	0.89	1.13	1.33	1.42	
	CL	2,443	2,060	1,612	1,400	1,257	1,040	917	820	752	700	647	525	460	374	250	165	
	CD	0.17	0.17	0.17	0.20	0.22	0.25	0.29	0.34	0.40	0.46	0.55	0.66	0.79	0.90	1.07	1.18	
4"	UL	3,507	2,677	2,098	1,547	1,170	1,013	871	679	572	492	432	365	280	228	143	110	
	UD	0.08	0.10	0.11	0.13	0.16	0.16	0.17	0.23	0.27	0.33	0.40	0.52	0.65	0.82	1.07	1.18	
	CL	2,630	2,510	2,360	2,080	1,755	1,710	1,633	1,400	1,288	1,200	1,134	1,094	980	854	643	577	
	CD	0.13	0.14	0.15	0.17	0.18	0.19	0.20	0.23	0.26	0.30	0.33	0.45	0.57	0.69	0.91	1.26	

Leg Height	Codes	Distance Between Supports (Feet)																
		2	2.5	3	3.5	4	4.5	5	5.5	6	6.5	7	8	9	10	12	14	
1 1/2"	UL	572	365	253	187	136	96	69	52	40	32	25	-	-	-	-	-	
	UD	0.05	0.08	0.12	0.16	0.20	0.22	0.25	0.27	0.30	0.32	0.35	-	-	-	-	-	
	CL	429	343	286	245	214	190	163	135	113	96	83	-	-	-	-	-	
	CD	0.04	0.06	0.10	0.13	0.17	0.21	0.25	0.27	0.30	0.32	0.35	-	-	-	-	-	
2 1/2"	UL	1,648	1,109	813	587	442	344	276	228	189	158	131	109	89	68	44	27	
	UD	0.14	0.15	0.16	0.21	0.26	0.31	0.36	0.38	0.44	0.47	0.49	0.79	0.89	1.12	1.37	1.58	
	CL	1,236	1,040	915	770	663	580	518	470	426	385	344	327	300	255	200	140	
	CD	0.12	0.14	0.16	0.18	0.21	0.24	0.28	0.29	0.30	0.37	0.46	0.61	0.74	0.91	1.2	1.5	
4"	UL	2,197	1,696	1,340	1,013	786	631	496	417	348	299	268	209	166	127	98	67	
	UD	0.12	0.13	0.14	0.15	0.15	0.21	0.26	0.29	0.31	0.35	0.42	0.58	0.59	0.70	0.81	0.89	
	CL	1,648	1,590	1,507	1,330	1,179	1,065	930	860	783	730	704	628	560	477	440	350	
	CD	0.11	0.12	0.13	0.14	0.14	0.17	0.18	0.22	0.26	0.28	0.32	0.39	0.48	0.51	0.88	1.07	

Leg Height	Codes	Distance Between Supports (Feet)													
		2	2.5	3	3.5	4	4.5	5	5.5	6	6.5	7	7.5	8	
2 1/2"	UL	1,784	1,060	710	560	471	400	345	275	209	185	170	140	118	
	UD	0.20	0.30	0.35	0.40	0.47	0.55	0.63	0.78	1.01	1.09	1.20	1.4	1.66	
	CL	1,338	925	825	755	706	630	575	515	469	435	410	385	355	
	CD	0.16	0.20	0.25	0.31	0.36	0.45	0.54	0.67	0.81	0.90	0.99	1.12	1.27	

Code Key: UL = Uniform Load (pounds per square foot)
 UD = Deflection under uniform load (Inches)
 CL = Concentrated Load (pounds)
 CD = Deflection under concentrated load (Inches)





1 1/4" System

1 3/16" System

Fiberglass System

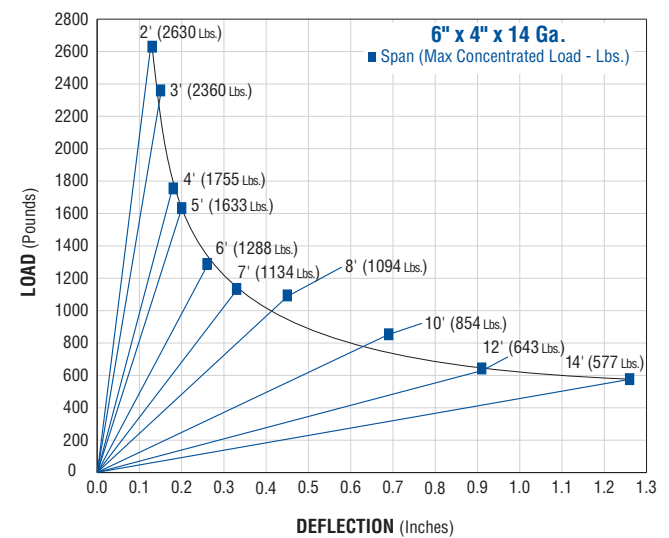
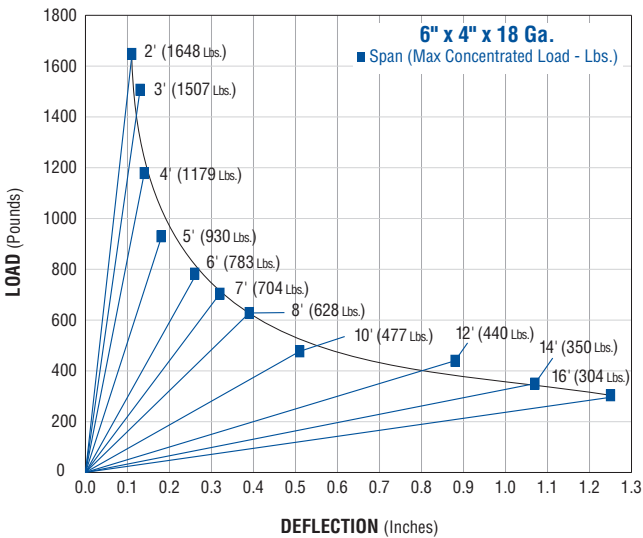
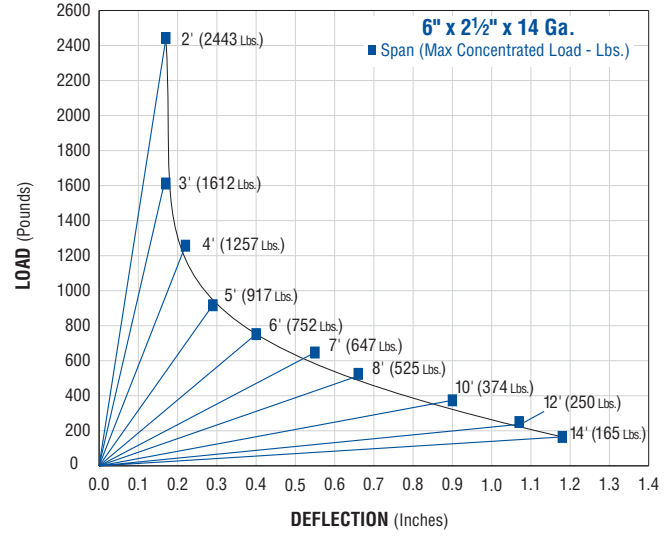
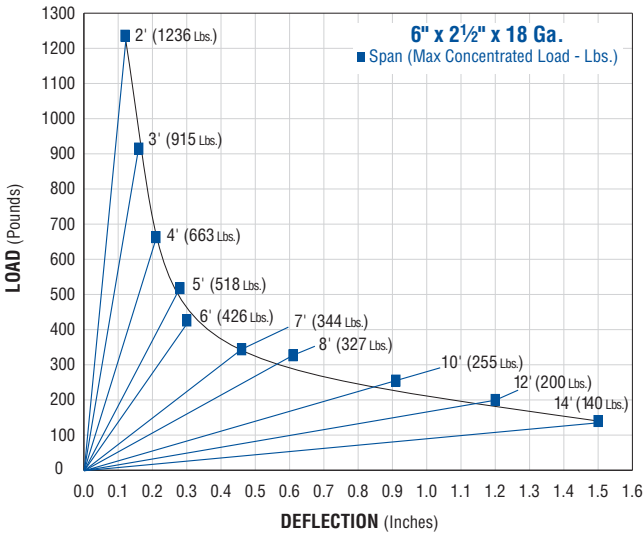
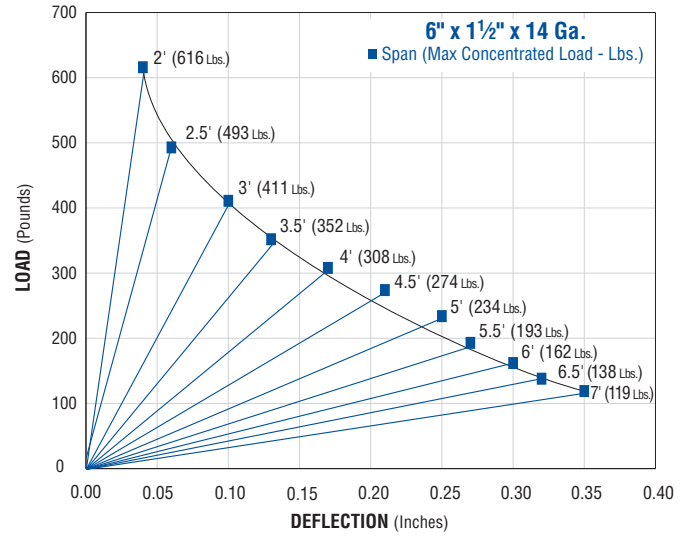
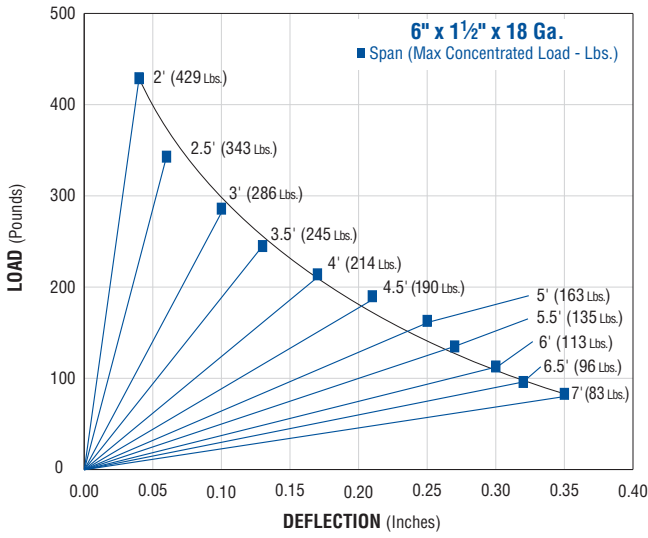
Special Metals

PrimeAngle

Metal Grating

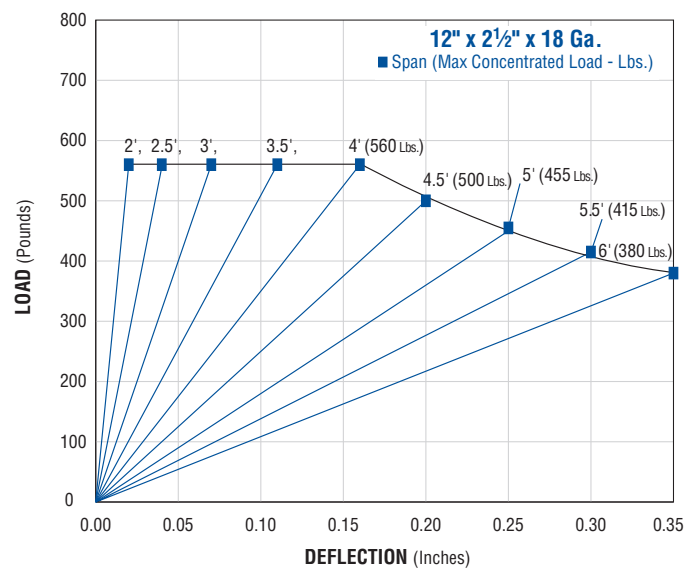
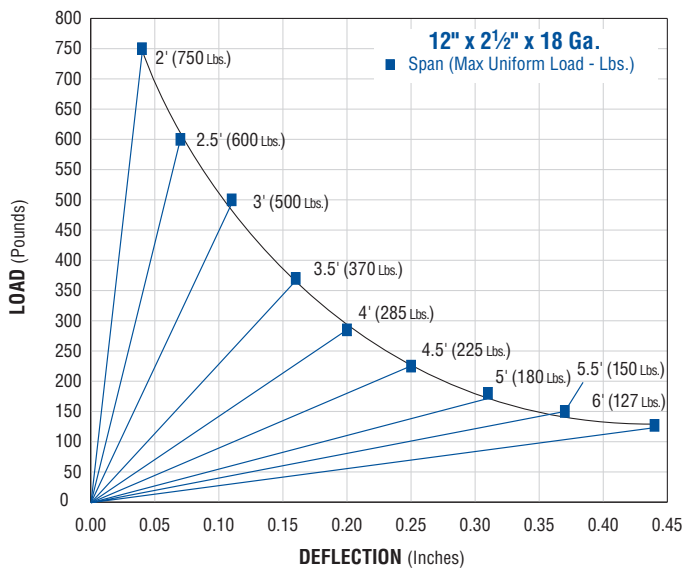
Roofwalk

Index



12" x 18 Gauge	Leg Height	Codes	Distance Between Supports (Feet)														
			2	2.5	3	3.5	4	4.5	5	5.5	6	6.5	7	7.5	8	9	10
2 1/2"	UL		750	600	500	370	285	225	180	150	127	-	-	-	-	-	-
	UD		0.04	0.07	0.11	0.16	0.20	0.25	0.31	0.37	0.44	-	-	-	-	-	-
	CL		560	560	560	560	560	500	455	415	380	-	-	-	-	-	-
	CD		0.02	0.04	0.07	0.11	0.16	0.20	0.25	0.30	0.35	-	-	-	-	-	-

Code Key: UL = Uniform Load (pounds per square foot)
 UD = Deflection under uniform load (Inches)
 CL = Concentrated Load (pounds)
 CD = Deflection under concentrated load (Inches)





1. GENERAL

1.1 Scope of Work

- A. Provide all material and labor required for the interlocking plank grating as indicated in the contract documents.

1.2 Related Work Specified Elsewhere

- A. Structural Steel
B. Cold Formed Metal Framing
C. Metal Fabrications

1.3 Quality Assurance

- A. Material shall be provided by a qualified contractor with at least five (5) years experience in the manufacture of interlock grating. Contractor shall demonstrate experience in projects of similar scope.
- B. Anti-Skid surfaced grating shall conform to Federal Specification RR-G-1602A.
- C. The Grating shall be designed to withstand the following load criteria:
1. Uniform Live Load _____ psf.
 2. Concentrated Load _____ lbs.
- D. Contractor shall certify that grating has been tested, indicating maximum allowable uniform and concentrated loads, with a factor of safety of 2, per AISC, Section 6.
- E. If product is required in nuclear and/or safety related application, it shall be supplied under the requirements of nuclear specification 10CFR 50 appendix B.

1.4 Submittals

- A. Contractor shall submit shop drawings showing grating layout, support structure and detailed sections depicting assembly.

2. PRODUCTS

2.1 Acceptable Manufacturer

- A. In order to define the requirements for quality, function, sizes, gauges, surfaces, etc., these material specifications designate manufacturers, brands and other pertinent data that describe the minimum product standards of the products that conform to the project's requirements.
- B. Products of other manufacturers may also be acceptable, provided that such products are equivalent to, or better than, those specified and, further, that use of such substitute products will not involve additional cost to owner due to possible required changes to accommodate them.

- C. The alternate (substitute) product must be a proven equivalent to that specified by submitting technical data, test reports, samples, typical details, comparative layout and engineering calculations for evaluation.
- D. The acceptance of an alternate (substitute) product is at the discretion of the owner or his agents, whose decision shall be final.

2.2 Products

- A. Grating shall be United Interlock Plank Grating System, as manufactured by Unistrut, 16100 S. Lathrop Ave., Harvey, IL 60426 (U.S.A.), Phone (800) 882-5543.
- B. Materials shall conform to ASTM A653, Grade A with a Class G-90 coating.
- C. Material shall be _____ gauge. With a leg height of _____ inches.
- D. The surface pattern shall provide a minimum of 35% but not more than 42% open area. Openings shall be a minimum of 4" long and a maximum of 3/4" width. The surface shall be _____.
1. Anti-Skid surface shall provide 360° positive traction and be made of tapered self-cleaning teeth, approximately 1/8" high.
 2. Anti-Skid surface teeth shall have slots approximately 1/16" wide by 3/8" long, uniformly spaced with a minimum of 60 and a maximum of 80 teeth per square foot.

3. INSTALLATION

3.1 Site Examination

- A. Contractor shall examine the support structure, work area and conditions for the grating installation. If the supports, area or conditions are not satisfactory, installation shall not commence until satisfactory conditions are present.

3.2 Erection

- A. Grating shall be installed as detailed on the approved shop drawings.
- B. Grating shall be installed in single, unspliced sections for all requirements to 20' lengths.
- C. Grating shall interlock, with male-female legs providing a lock prohibiting horizontal movement. The outside leg of all members shall be male.
- D. Connections of grating to support elements shall be by bolting, clamping, screwing, welding or use of a manufacturers approved hold-down clip.