






# COPE<sup>®</sup> QUICK SHIP PROGRAM







The Cope Quick Ship program is designed to ship our most popular cable tray straights and fittings same day or next day at our manufacturing locations in Philadelphia and Houston.

For questions contact a Unistrut Service Company Product Specialist at [info@UnistrutOhio.com](mailto:info@UnistrutOhio.com) or by telephone at (440) 348-9450.

## Philadelphia Pennsylvania

<p><b>Ladder Straights NEMA</b></p> 	<p><b>12B 12' Long 9" Rung Spacing</b></p> <p>1B48-06SL-12-09 1B48-12SL-12-09 1B48-18SL-12-09 1B48-24SL-12-09</p>	<p><b>90° Horizontal Elbows</b></p> 	<p><b>12" Radius</b></p> <p>248-069F-12 248-129F-12 248-189F-12 248-249F-12</p>	<p><b>24" Radius</b></p> <p>248-069F-24 248-129F-24 248-189F-24 248-249F-24</p>
<p><b>Horizontal Cross</b></p> 	<p><b>12" Radius</b></p> <p>248-06FC-12 248-12FC-12 248-18FC-12 248-24FC-12</p>	<p><b>90° Inside/Outside Vertical Elbows</b></p> 	<p><b>12" Radius</b></p> <p>248-069I-12 248-129I-12 248-189I-12 248-249I-12 248-069O-12 248-129O-12 248-189O-12 248-249O-12</p>	<p><b>24" Radius</b></p> <p>248-069I-24 248-129I-24 248-189I-24 248-249I-24 248-069O-24 248-129O-24 248-189O-24 248-249O-24</p>
<p><b>Horizontal Tee</b></p> 	<p><b>12" Radius</b></p> <p>248-06FT-12 248-12FT-12 248-18FT-12 248-24FT-12</p>	<p><b>Note</b> NEMA 12B Ladder Tray System</p> <ul style="list-style-type: none"> <li>• 1B48 System and 248 Fittings and 5-1/4" Side Rail and 4" Load Depth</li> </ul>		

## Houston Texas

<p><b>Ladder Straights NEMA</b></p> 	<p><b>12B 12' Long 9" RS</b></p> <p>1B48-06SL-12-09 1B48-12SL-12-09 1B48-18SL-12-09 1B48-24SL-12-09</p>	<p><b>20C 20' Long 9" RS</b></p> <p>7D58-06SL-20-09 7D58-12SL-20-09 7D58-18SL-20-09 7D58-24SL-20-09 7D58-36SL-20-09</p>	<p><b>Horizontal Tee</b></p> 	<p><b>12" Radius</b></p> <p>248-06FT-12 248-12FT-12 248-18FT-12 248-24FT-12</p>	<p><b>24" Radius</b></p> <p>458-06FT-24 458-12FT-24 458-18FT-24 458-24FT-24 458-36FT-24</p>
<p><b>90° Inside/Outside Vertical Elbows</b></p> 	<p><b>12" Radius Inside</b></p> <p>248-069I-12 248-129I-12 248-189I-12 248-249I-12</p> <p><b>Outside</b></p> <p>248-069O-12 248-129O-12 248-189O-12 248-249O-12</p>	<p><b>24" Radius Inside</b></p> <p>458-069I-24 458-129I-24 458-189I-24 458-249I-24 458-369I-24</p> <p><b>Outside</b></p> <p>458-069O-24 458-129O-24 458-189O-24 458-249O-24 458-369O-24</p>	<p><b>90° Horizontal Elbows</b></p>  <p>NEMA 20C Ladder Tray System</p> <ul style="list-style-type: none"> <li>• 7D58 System and 458 Fittings and 6-1/4" Side Rail and 5" Load Depth</li> </ul> <p>NEMA 12B Ladder Tray System</p>	<p><b>12" Radius</b></p> <p>248-069F-12 248-129F-12 248-189F-12 248-249F-12</p>	<p><b>24" Radius</b></p> <p>458-069F-24 458-129F-24 458-189F-24 458-249F-24 458-369F-24</p>

