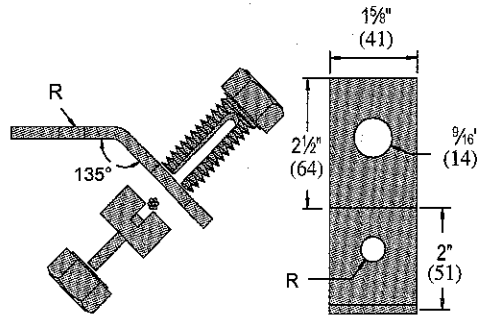
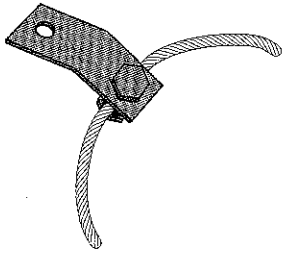




### LS 410

### SEISMIC PIVOT FITTINGS



Part Number	Anchor Size In (mm)	"R" Hole Diameter In (mm)
LS 410-037	3/8 10	1/16 11
LS 410-050	1/2 13	9/16 14
LS 410-062	5/8 16	11/16 18
LS 410-075	3/4 19	13/16 21

#### FINISH

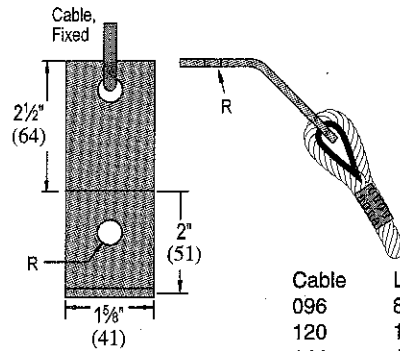
Electro-galvanized (EG), conforming to ASTM B633 Type III SC1.

#### Note:

1. Allowable loads have been determined by the manufacturers testing, analysis and technical specifications.
2. For retrofit application, engineer of record must verify.
3. Torque on nut/spacer: 50 ft-lbs.
4. Square washer provided with fitting.
5. Loads are the same as the SPF 400

### LS 500

### SEISMIC PIVOT FITTINGS



Example  
LS500-037-096

┌ Cable Length  
├ Anchor Size  
└ Fitting Number

Cable	Length
096	8' (2.4M)
120	10' (3.0M)
144	12' (3.6M)
180	15' (4.5M)
240	20' (6.1M)
300	25' (7.6M)
360	30' (9.1M)
480	40' (12.2M)

Part Number	Anchor Size In (mm)	"R" Hole Diameter In (mm)
LS 500-037	3/8 10	1/16 11
LS 500-050	1/2 13	9/16 14
LS 500-062	5/8 16	11/16 18
LS 500-075	3/4 19	13/16 21

#### FINISH

Electro-galvanized (EG), conforming to ASTM B633 Type III SC1.

#### Note:

1. Allowable loads have been determined by the manufacturers testing, analysis and technical specifications.
2. For retrofit application, engineer of record must verify.
3. Patented
4. Square washer provided with fitting.
5. Loads are the same as the SPF 400